



Parents, Caregivers, and Participants,

Beginning Monday, July 20th PrimeTime Center will begin modifying its virtual services to offer a wider variety of activities throughout the day. Each location will be offering four 1-hour zoom sessions each day for individuals who have authorized the service in their service plan. Each location will also begin utilizing Google Classroom as an information center for participants and caregivers to access all needed resources for virtual services.

What will be on the classroom?

A weekly schedule will be posted on Sunday evenings detailing the upcoming week of offered zoom sessions. The schedule will include the zoom link, code, and password for each zoom session as well as important details describing the activity and any additional resources that may be provided to go along with the activity. For example, a recipe may be provided for a cooking class or a reminder to have your karaoke song choice already in mind. These will all be found under the classwork section of the classroom.

Monday, July 13th: Zoom Links and Materials



9:00 am- Monday Morning Meeting

Edited Jul 14



11:00 am- Cooking & Kitchen Skills

Edited 11:52 PM



We will be making pudding to practice our kitchen and cooking skills at 10:30 am.

Attached is the recipe. Printing is optional.

ZOOM LINK HERE



Pudding Visual Recipe.pdf
PDF

[View material](#)



2:00 pm- Yoga

Edited Jul 14






6:00 pm- Social Group

Edited Jul 14



Additional “freebies” will continue to be offered to all participants regardless of the status of their service plan. Daily questions, digital and printable worksheets, virtual field trips, and recommended websites will be offered everyday for those interested. These activities will focus on ADL, life, and social skills and can be completed at their leisure.

Weekly Freebies!

	Monday Question: Would you rather swim i...	Edited 9:21 PM	⋮
	Virtual Field Trip	Posted 11:26 AM	⋮
	Math Practice	Posted 11:23 AM	⋮

What are the benefits of joining your location's Google Classroom?

By joining the classroom you will have access to all of your location's virtual offerings in one place. All information regarding zoom sessions will be posted including links, codes, and passwords. You will also be able to see the weekly schedule in order to plan out your week accordingly by choosing activities and times that best suit you, your schedule, and your loved one. Also for those attending more than one location, all your materials will be easily accessed from one website/app.

The classroom will also prevent lost emails or those emails accidentally deleted. You will be able to access links and materials from a computer or internet device browser or easily through the Google Classroom app on your phone or tablet. This makes it easy to join an activity when on the go. No more searching your email for links.

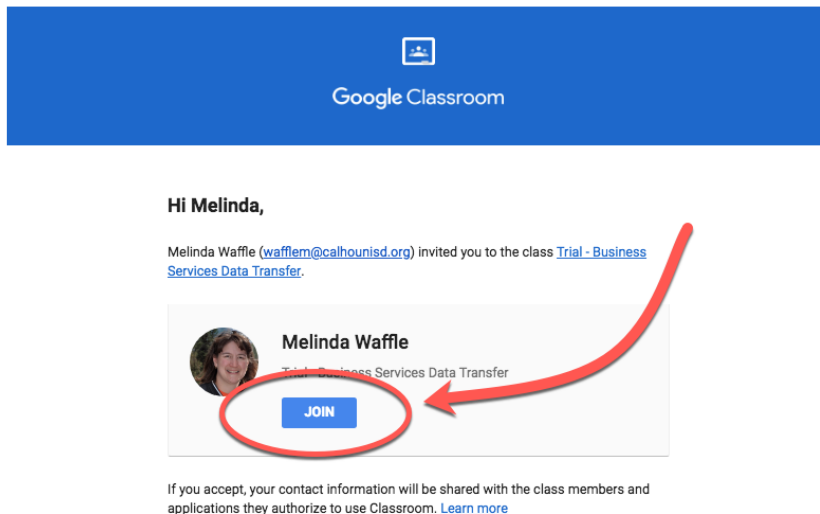
Google Classroom also allows you to comment on activities. If a link doesn't work for you, leave a comment and your supervisors and staff will be able to reach out through the app. Chances are someone else has a similar question or comment and any answers may help others out. This is also a great place for you to leave instant feedback following a session.



Google Classroom

How do I join Google Classroom?

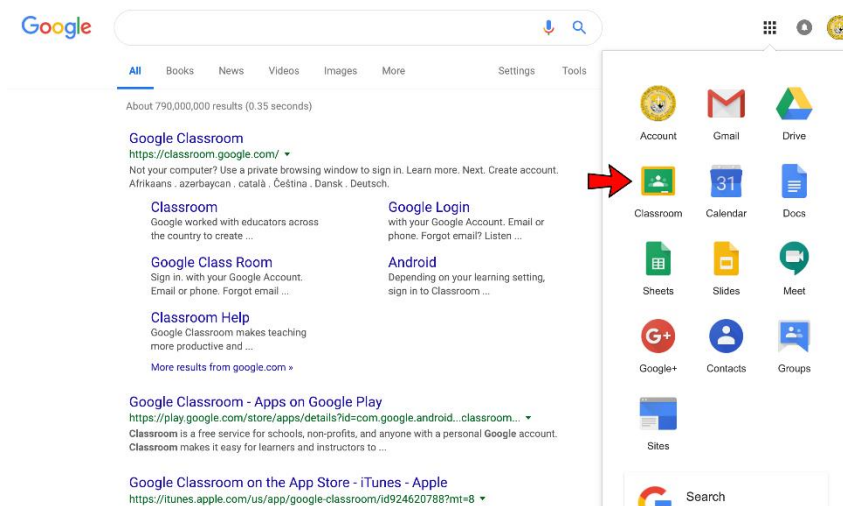
Reach out to Katie Steelman at steelman.catherine@gmail.com or your location's supervisor if you would like to join. A link will be sent to your email address inviting you to join. Click "join."



You will be prompted to sign into your google account. If you have an account, sign in otherwise you will be prompted to register. Note: if your gmail account was given to you by a school or organization, it will not work with this classroom due to the domain address so you will need to register for a new account.

You do not need to register for a gmail! You can choose to use an existing email address instead if preferred. You will however need to create an account to assign yourself with a username and password. This is to ensure that the classroom is secure.

Once you have registered or signed in you can access the classroom at classroom.google.com or via the downloaded app. For any chrome browsers users, the classroom is easily accessed from the homepage of your internet browser.



Please reach out with any difficulty joining the classroom. We are here to help make this transition as smooth as possible for you and your family.